

Name: _____ Period: _____ Date: _____

Graphing a Function Rule Assignment

Make a table of values of each function given. Then graph each function rule using the table of values.

1. $y = -x + 1$

2. $y = \frac{x}{3}$

3. $y = |x| - 1$

4. $y = -2x^2$

Graphing a Function Rule Assignment

5. $y = |x - 2| + 1$

6. $y = x^3 + 1$

Graph each function rule. Also tell whether the function is continuous or discrete.

1. The cost d in dollars, of the number n of tickets bought for a base ball game is related as $d = 10n$.

2. The amount of water w in a swimming pool, in liters, depends on the amount of time t the swimming pool is filled with water and is related by the function rule $w = 1.5t$

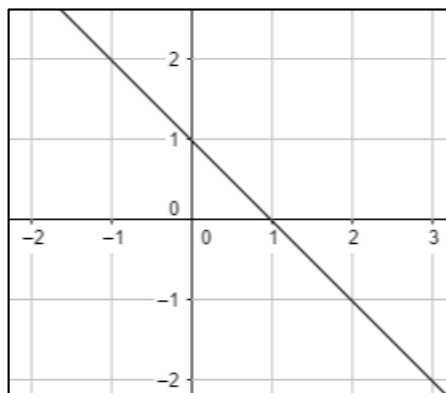
Graphing a Function Rule Assignment**ANSWERS:**

Make a table of values of each function given. Then graph each function rule using the table of values.

1. $y = -x + 1$

x	y
0	1
1	0
2	-1
3	-2

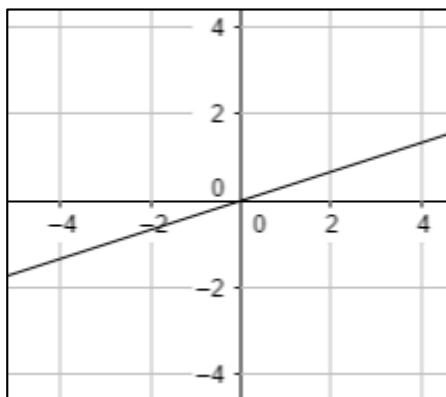
Graph:



2. $y = \frac{x}{3}$

x	y
-6	-2
-3	-1
3	1
6	2

Graph:



3. $y = |x| - 1$

x	y
-2	1
-1	0
0	-1
1	0

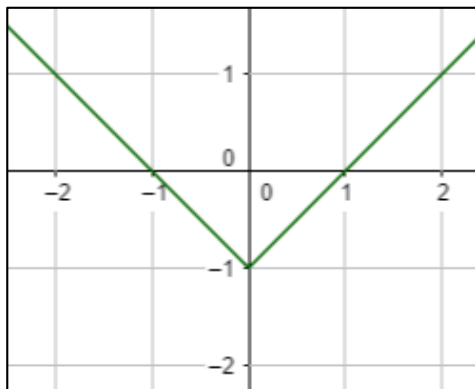
4. $y = -2x^2$

Graphing a Function Rule Assignment

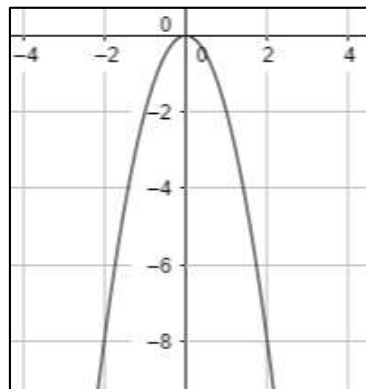
2	1
---	---

x	y
-2	-8
-1	-2
0	0
1	-2
2	-8

Graph:



Graph:



5. $y = |x - 2| + 1$

x	y
0	3
1	2
2	1
3	2
4	3

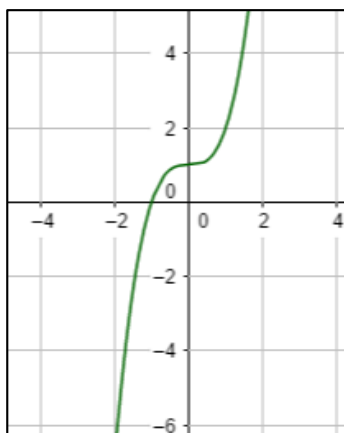
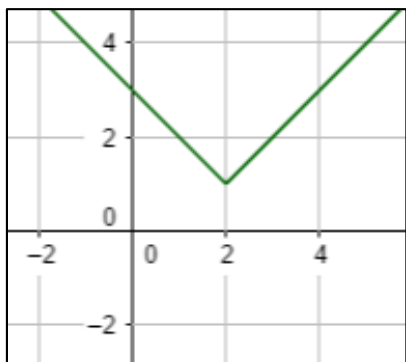
Graph:

6. $y = x^3 + 1$

x	y
-2	-7
-1	0
0	1
1	2
2	9

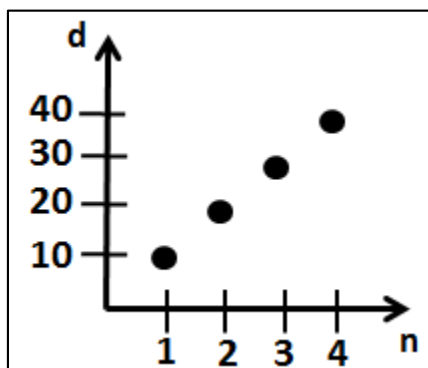
Graph:

Graphing a Function Rule Assignment



Graph each function rule. Also tell whether the function is continuous or discrete.

1. The cost d in dollars, of the number n of tickets bought for a baseball game is related as $d = 10n$.

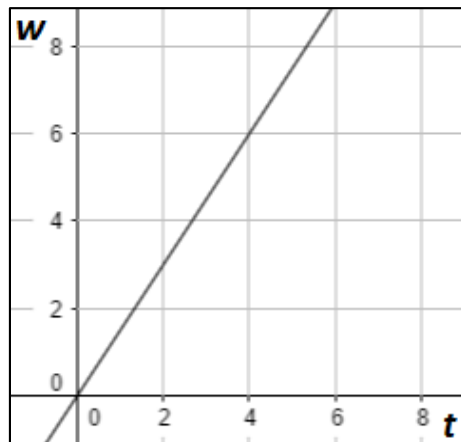


The function is discrete since the graph is discrete.

2. The amount of water w in a swimming pool, in liters, depends on the amount of time t the swimming pool is filled with water and is related by the function rule $w = 1.5t$

Name: _____ Period: _____ Date: _____

Graphing a Function Rule Assignment



The function is continuous since the graph is continuous.